




OUR JOURNEY through WINTER FIRE SAFETY

COOKING SAFETY



Keep a
Fire Extinguisher
in the Kitchen


Put a Lid on a grease
fire & turn off the stove

Don't Leave cooking
food unattended

Keep Kitchens
clean & tidy

HOME HEATING SAFETY

NEVER USE oven,
Gas Range OR BBQ
to heat your Home



Never Leave
Space Heaters
unattended




Keep Wood
Stoves and
Chimneys
CLEAN

Always use
DRY Firewood
in your WOOD STOVE

CANDLE SAFETY

PUT OUT CANDLES
before going to bed
or when leaving home

DON'T Leave
BURNING
CANDLES
UNATTENDED



Keep OUT OF
REACH OF CHILDREN
& Pets

Place in a
STURDY HOLDER

Keep candles away
from flammable
materials

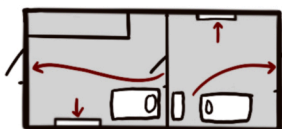
SMOKE ALARMS & CARBON MONOXIDE DETECTORS

Install DETECTORS &
ALARMS in your HOME

Change the BATTERIES
as needed and

Test them
MONTHLY

Have A HOME
FIRE ESCAPE PLAN



REPLACE
ALARMS & DETECTORS
every 10 YEARS

CHECK ON YOUR ELDERS & NEIGHBOURS

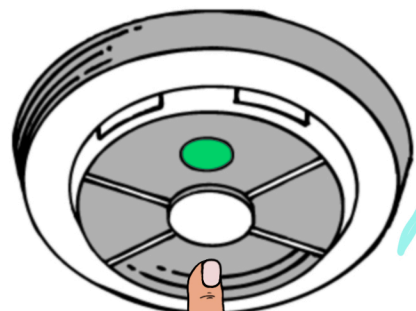
Spend time
Together



102
Clear House
Numbers

Shovel walks
& driveways

Bring Food
& medicine



First Nations'
Emergency Services Society
OF BRITISH COLUMBIA



Indigenous Services
Canada

Services aux
Autochtones Canada

Michelle
Buchholz

CASSYEX
CONSULTING