

Fire Prevention Week (FPW) October 9-15, 2022

Grades 2-4



Thank you for being part of the FNESS team, bringing lifesaving fire safety information to children and their families. With your help and the resources in this package, learning how to stay safe from fire can be easy and fun!

For Students

1. Smoke Alarms and Escape Routes Activity

This activity teaches children the importance of having working smoke alarms in the home. Should there be a fire, smoke alarms provide an early warning so that families can get out quickly and safely. For best coverage, there should be one on each level of the home and in each sleeping area. Fire is very fast and if there is a fire ... every second counts. Knowing two ways out of every room increases the chances that everyone will get out quickly and safely.

Provide a copy of the activity sheet to each child. This activity can be done individually, in pairs, or as a class. Review responses when complete using the answer key provided as a guide.

2. Fire Safety Quiz

This quiz serves as a teaching tool for simple fire safety behaviours.

We recommend the quiz be used as a class activity to promote discussion and ensure understanding of correct responses. An answer key has been provided.

For Families

1. Family Home Escape Planning Assignment

This family assignment targets the importance of home escape planning and ensuring working smoke alarms are in the home. Adults play a significant leadership role in this regard.

Provide a copy of the family assignment to your students and ask them to give it to their parents/caregivers. This homework should be done as a family and signed off as their commitment to fire safety.

2. Contest Entry

Once families have developed their home escape plan and completed the home escape plan checklist, they can enter to win a family prize!

Directions for entering the draw are in the assignment.

For You

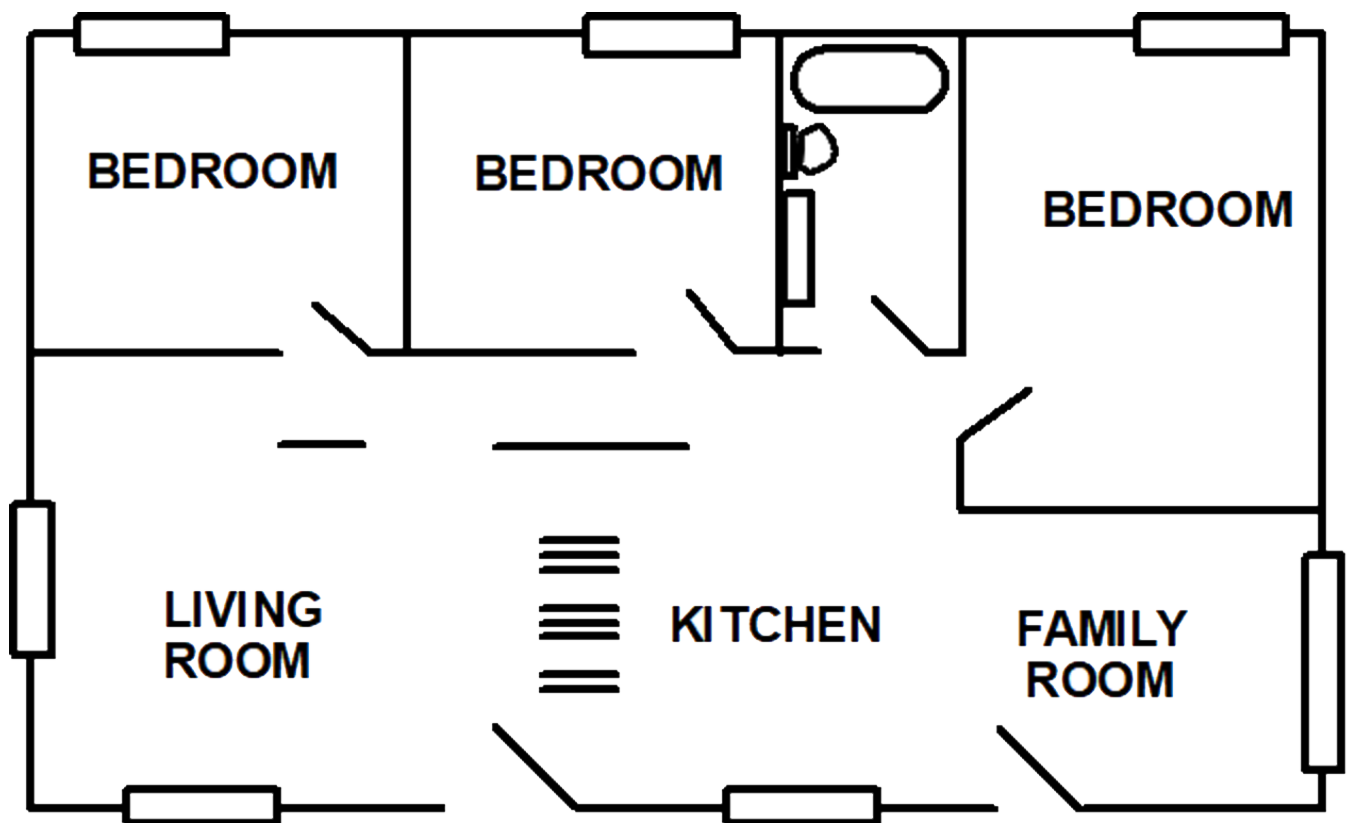
Teaching students and their families to stay fire safe would not be possible without you. As our thanks, you will receive a *Fire Safety Education Certificate* for your classroom and will be entered into a prize draw.

Escape Routes



Help the family living in this home stay safe. Draw in the smoke alarms in all bedrooms / sleeping areas and the hallway, and show two exits from each room.

Remember to draw in a family meeting place outside the home!

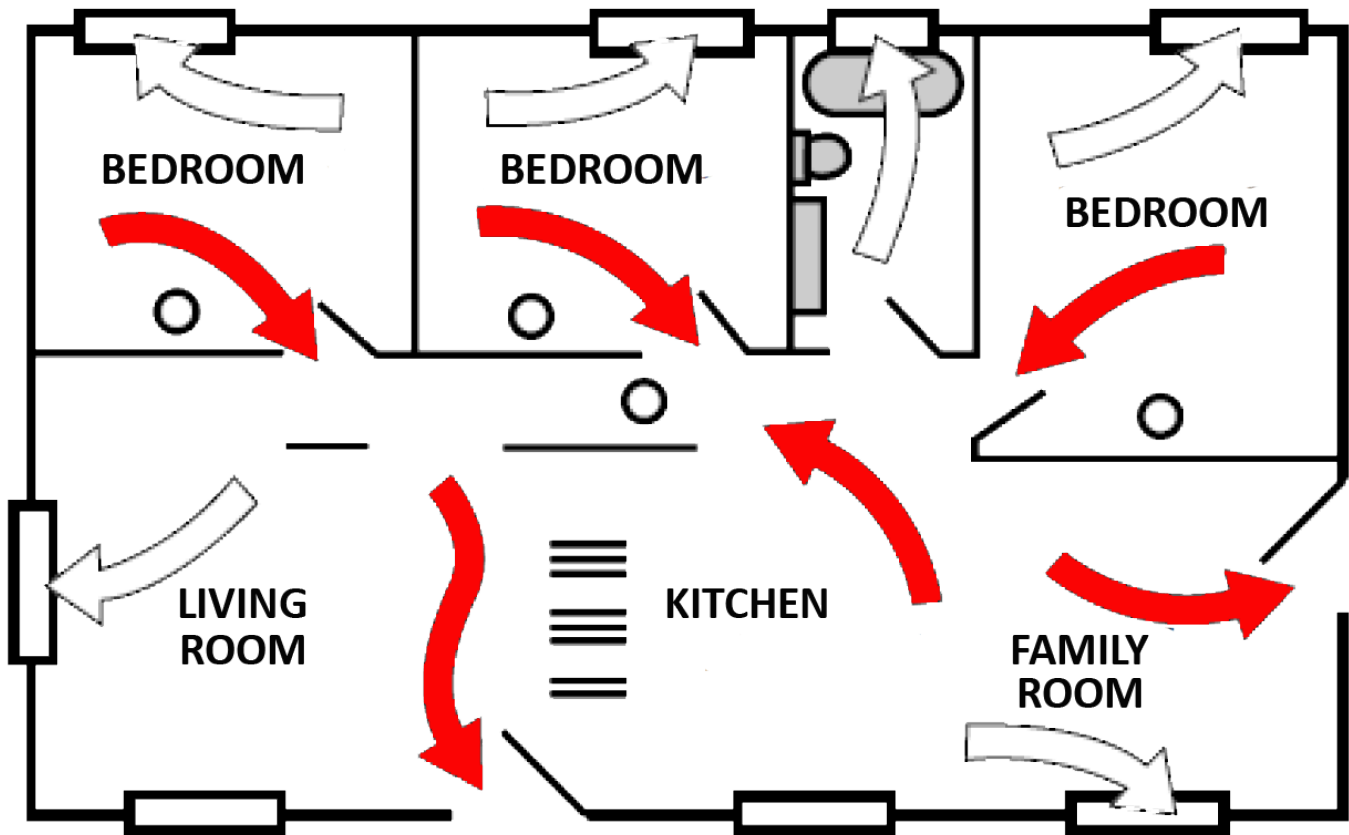


Escape Routes

ANSWER KEY

Help the family living in this home stay safe. Draw in the smoke alarms in all bedrooms / sleeping areas and the hallway, and show two exits from each room.

Remember to draw in a family meeting place outside the home!



Fire Safety Quiz



1. Young children should use matches only when older children are with them. T or F
2. If your clothes catch on fire, you should run and call for help. T or F
3. When you hear the sound of the smoke alarm, you must get out of your house right away. T or F
4. You should plan two ways out of every room. T or F
5. If a pan on the stove catches on fire, the best thing to do is put water on it. T or F
6. Smoke alarms need to be tested once a month and vacuumed regularly. T or F
7. If you burn your skin, put ice on it. T or F
8. Always sleep with your bedroom door closed. T or F
9. When escaping a fire, crawl low under smoke. T or F
10. It's okay if candles are burning and no one is in the room. T or F

Fire Safety Quiz

ANSWER KEY




- | | |
|---|--|
| 1. Young children should use matches only when older children are with them. | FALSE – Children should never use matches or lighters. When they see them, they should tell an adult and ask them to put them away. |
| 2. If your clothes catch on fire, you should run and call for help. | FALSE – You must stop, drop, and roll and cover your face with your hands. Fire needs air to burn and rolling on the ground takes away the air. |
| 3. When you hear the sound of the smoke alarm, you must get out of your house right away. | TRUE – A smoke alarm can smell the smoke before our noses can. Smoke and fire spreads fast so you must escape immediately. |
| 4. You should plan two ways out of every room. | TRUE – If one exit is blocked with smoke, use the second exit. Plan with your parents/ caregivers to make sure both exits are safe to use. |
| 5. If a pan on the stove catches on fire, the best thing to do is put water on it. | FALSE – To put the fire out take the air away by putting a lid on the pan. Water will cause an explosion and spread the fire. |
| 6. Smoke alarms need to be tested at least once per month and vacuumed regularly. | TRUE – Smoke alarms need to be tested to make sure the batteries work. They also need to be vacuumed to work properly. |
| 7. If you burn your skin, put ice on it. | FALSE – Cool the burn with cool water for 10-15 minutes. Cool water stops the burning and the hurt. Ice can freeze the skin. |
| 8. Always sleep with your bedroom door closed. | TRUE – A closed door stops the smoke from coming into your room. This gives you time to use your second exit. |
| 9. When escaping a fire crawl low under the smoke. | TRUE – Smoke rises so the air closest to the floor is the cleanest. |
| 10. It's okay if candles are burning and no one is in the room. | FALSE – Lit candles need adult supervision. When they are left unattended they can cause a fire. |

Dear Parent/Caregivers,

Keeping your family safe from fire is our top priority. And to do this we need your help! By completing the family assignment below, your family will be better prepared to quickly and safely leave the home in the event of fire. Once the assignment has been completed and returned to your child's school, your family will be entered in a draw for some great prizes!

Thank you so much for taking the time to complete this assignment. We hope you never have a fire in your home, but if it does happen, your family is now prepared to survive!

Instructions:

1. Develop a home escape plan for your family using the grid provided.
2. Complete the Home Escape Plan Checklist. 
3. Have ***all members of your family*** sign the bottom of this form.
4. Return this form to the school to enter your family in the Fire Prevention Week prize draw.

HOME ESCAPE PLAN CHECKLIST

- ☐ Our family has completed our Home Escape Plan and posted it.
- ☐ Our family has practised our Home Escape Plan.
- ☐ Our home has working smoke alarms on each level and in every sleeping area.
- ☐ Everyone in our home knows how to call 9-1-1 or your emergency number after safely getting out of the house.
- ☐ We have posted our "Exit 1/Exit 2" signs in bedrooms.
- ☐ Our family has promised to help our elders create a home escape plan, practise the plan, and check for working smoke alarms.

School Name: _____

Teacher's Name: _____

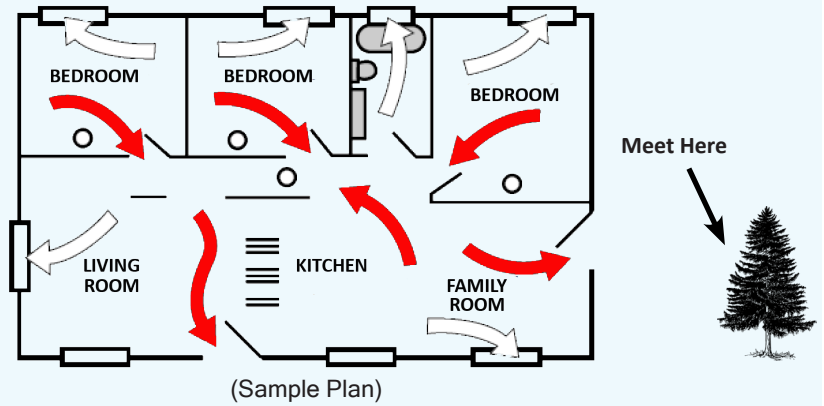
Family Name: _____

Family Signatures: _____

Home Escape Plan



Instructions:

1. Draw a plan of your home.
2. Show two ways out of each room.
3. Show locations of working smoke alarms.
4. Plan a meeting spot.
5. Practice.

[illegible]

KNOW YOUR WAY OUT

Cut out these two signs and use them to mark two exits in your child's room.



Fire Prevention Week 2022: Contest Entry Form

Student Name: _____ Address: _____
City/town: _____ Postal code: _____ Phone: _____
School Address: _____ Indigenous school Grade: _____
Name of teacher: _____
Your local Fire Department: _____ Skill testing question: Test your smoke alarms _____ a month.

HERE'S WHAT YOU NEED TO DO TO ENTER:

Complete your home escape plan and talk to the people you live with about what you've learned. Submit the completed entry form to the BC Professional Fire Fighters' Burn Fund by November 4, 2022.

CONTEST RULES:

Visit www.gov.bc.ca/FirePreventionWeek for the full contest rules and how to enter.

SUBMISSION DEADLINE: November 4, 2022

MAILING ADDRESS FOR ENTRIES:

BC Professional Fire Fighters' Burn Fund 3891 Main Street, Vancouver, BC V5V 3P1

EMAIL FOR ENTRIES:

FirePreventionWeek@burnfund.org

Teacher Signature _____

Date _____



The Fire Prevention Week 2022 Contest is hosted by the BC Office of the Fire Commissioner in partnership with the BC Professional Fire Fighters' Burn Fund, Fire Prevention Officers Association of BC, and the First Nations' Emergency Services Society.

Fire Prevention Week 2022: Contest Entry Form

Student Name: _____ Address: _____
City/town: _____ Postal code: _____ Phone: _____
School Address: _____ Indigenous school Grade: _____
Name of teacher: _____
Your local Fire Department: _____ Skill testing question: Test your smoke alarms _____ a month.

HERE'S WHAT YOU NEED TO DO TO ENTER:

Complete your home escape plan and talk to the people you live with about what you've learned. Submit the completed entry form to the BC Professional Fire Fighters' Burn Fund by November 4, 2022.

CONTEST RULES:

Visit www.gov.bc.ca/FirePreventionWeek for the full contest rules and how to enter.

SUBMISSION DEADLINE: November 4, 2022

MAILING ADDRESS FOR ENTRIES:

BC Professional Fire Fighters' Burn Fund 3891 Main Street, Vancouver, BC V5V 3P1

EMAIL FOR ENTRIES:

FirePreventionWeek@burnfund.org

Teacher Signature _____

Date _____



The Fire Prevention Week 2022 Contest is hosted by the BC Office of the Fire Commissioner in partnership with the BC Professional Fire Fighters' Burn Fund, Fire Prevention Officers Association of BC, and the First Nations' Emergency Services Society.