

Fire Prevention Week (FPW) October 9-15, 2022

Teacher's Overview - Kindergarten/Grade 1

Thank you for being part of the FNESS team, bringing lifesaving fire safety information to children and their families. With your help and the resources in this package, learning how to stay safe from fire can be easy and fun!

For Students

1. Two Ways Out Activity

The purpose of the activity is to teach children the importance of getting out of their home quickly should there be a fire. Fire is very fast and if there is a fire in a home... every second counts. Knowing two ways out of every room increases the chances that everyone will get out quickly and safely.

Provide a copy of the activity sheet to each child. Review responses when complete, an answer key has been provided. This activity can be done individually, in pairs, or as a class.

2. Fire Safety Quiz

This quiz serves as a teaching tool for simple fire safety behaviours.

We recommend the quiz be used as a class activity to promote discussion and ensure understanding of correct responses. An answer key has been provided.

For Families

1. Family Home Escape Planning Assignment

This family assignment targets the importance of home escape planning and ensuring working smoke alarms are in the home. Adults play a significant leadership role in this regard.


Provide a copy of the family assignment to your students and ask them to give it to their parents/caregivers. This homework should be done as a family and signed off as their commitment to fire safety.

2. Contest Entry

Once families have developed their home escape plan and completed the home escape plan checklist, they can enter to win a family prize!

For You

Teaching students and their families to stay fire safe would not be possible without you. As our thanks, you will receive a *Fire Safety Education Certificate* for your classroom and will be entered into a prize draw.




Two Ways Out

Help the boy in this home get out safely by showing him two ways out of every room leading to the family meeting place outside the home. Remember, if there is a fire in your home, get out and stay out.



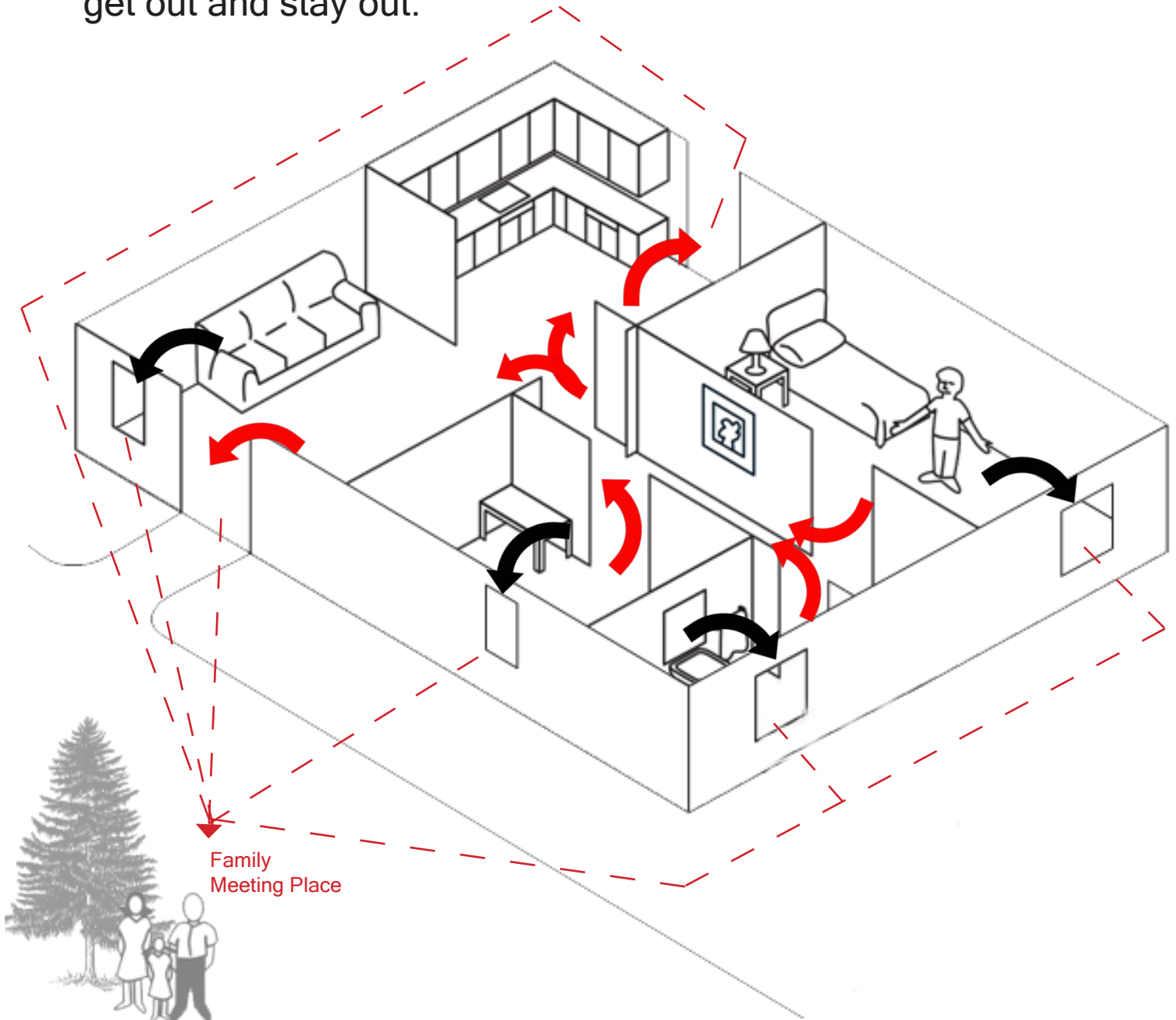
Family Meeting Place




Two Ways Out

ANSWER KEY

Help the boy in this home get out safely by showing him two ways out of every room leading to the family meeting place outside the home. Remember, if there is a fire in your home, get out and stay out.





Fire Safety Quiz

Circle the correct answer.

If your clothes catch on fire



Stop, drop, roll, and cover your face



Run away

When the smoke alarm sounds



Hide



Go to the family meeting place

If you find matches and/or lighters



Tell an adult you know



Play with them


If you burn your skin



Put ice on it



Put cool water on it



Fire Safety Quiz

ANSWER KEY

Read the questions aloud to the class and have them circle the correct response.


<p>If your clothes catch on fire</p> <div data-bbox="170 598 592 766"> </div> <p>OR</p> <div data-bbox="795 619 941 787"> </div> <p>Stop, drop, roll, and cover your face</p> <p>Run away</p>	<p>Rolling on the ground takes away the air and puts the fire out.</p>
<p>When the smoke alarm sounds</p> <div data-bbox="251 955 511 1123"> </div> <p>OR</p> <div data-bbox="787 892 966 1123"> </div> <p>Hide</p> <p>Go to the family meeting place</p>	<p>Go to your family meeting spot, and never go back inside for anything (not even your pets).</p>
<p>If you find matches and/or lighters</p> <div data-bbox="300 1270 479 1501"> </div> <p>OR</p> <div data-bbox="755 1312 998 1501"> </div> <p>Tell an adult you know</p> <p>Play with them</p>	<p>Ask adults to put matches and lighters away "out of sight and out of reach". They are tools for adults, not toys for kids.</p>
<p>If you burn your skin</p> <div data-bbox="259 1669 495 1816"> </div> <p>OR</p> <div data-bbox="763 1617 982 1837"> </div> <p>Put ice on it</p> <p>Put cool water on it</p>	<p>Cool water stops the burning and the hurt. Ice can freeze the skin.</p>

Dear Parent/Caregivers,

Keeping your family safe from fire is our top priority. And to do this we need your help! By completing the family assignment below, your family will be better prepared to quickly and safely leave the home in the event of fire. Once the assignment has been completed and returned to your child's school, your family will be entered in a draw for some great prizes!

Thank you so much for taking the time to complete this assignment. We hope you never have a fire in your home, but if it does happen, your family is now prepared to survive!

Instructions:

1. Develop a home escape plan for your family using the grid provided.
2. Complete the Home Escape Plan Checklist. 
3. Have ***all members of your family*** sign the bottom of this form.
4. Return this form to the school to enter your family in the Fire Prevention Week prize draw.

HOME ESCAPE PLAN CHECKLIST

- ☐ Our family has completed our Home Escape Plan and posted it.
- ☐ Our family has practised our Home Escape Plan.
- ☐ Our home has working smoke alarms on each level and in every sleeping area.
- ☐ Everyone in our home knows how to call 9-1-1 or your emergency number after safely getting out of the house.
- ☐ We have posted our "Exit 1/Exit 2" signs in bedrooms.
- ☐ Our family has promised to help our elders create a home escape plan, practise the plan, and check for working smoke alarms.

School Name: _____

Teacher's Name: _____

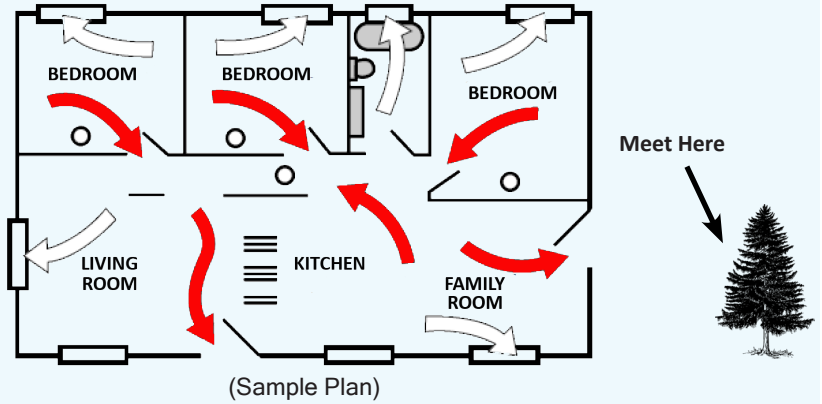
Family Name: _____

Family Signatures: _____

Home Escape Plan



Instructions:

1. Draw a plan of your home.
2. Show two ways out of each room.
3. Show locations of working smoke alarms.
4. Plan a meeting spot.
5. Practice.

This image shows a full page of blank graph paper. The grid consists of small, equal-sized squares formed by thin, dark gray lines. There are 20 columns and 20 rows of squares, creating a total of 400 square units. The margins are consistent on all sides, and there are no markings, text, or drawings on the paper.

KNOW YOUR WAY OUT

Cut out these two signs and use them to mark two exits in your child's room.



Fire Prevention Week 2022: Contest Entry Form

Student Name: _____ Address: _____
City/town: _____ Postal code: _____ Phone: _____
School Address: _____ Indigenous school Grade: _____
Name of teacher: _____
Your local Fire Department: _____ Skill testing question: Test your smoke alarms _____ a month.

HERE'S WHAT YOU NEED TO DO TO ENTER:

Complete your home escape plan and talk to the people you live with about what you've learned. Submit the completed entry form to the BC Professional Fire Fighters' Burn Fund by November 4, 2022.

CONTEST RULES:

Visit www.gov.bc.ca/FirePreventionWeek for the full contest rules and how to enter.

SUBMISSION DEADLINE: November 4, 2022

MAILING ADDRESS FOR ENTRIES:

BC Professional Fire Fighters' Burn Fund 3891 Main Street, Vancouver, BC V5V 3P1

EMAIL FOR ENTRIES:

FirePreventionWeek@burnfund.org

Teacher Signature _____

Date _____



The Fire Prevention Week 2022 Contest is hosted by the BC Office of the Fire Commissioner in partnership with the BC Professional Fire Fighters' Burn Fund, Fire Prevention Officers Association of BC, and the First Nations' Emergency Services Society.

Fire Prevention Week 2022: Contest Entry Form

Student Name: _____ Address: _____
City/town: _____ Postal code: _____ Phone: _____
School Address: _____ Indigenous school Grade: _____
Name of teacher: _____
Your local Fire Department: _____ Skill testing question: Test your smoke alarms _____ a month.

HERE'S WHAT YOU NEED TO DO TO ENTER:

Complete your home escape plan and talk to the people you live with about what you've learned. Submit the completed entry form to the BC Professional Fire Fighters' Burn Fund by November 4, 2022.

CONTEST RULES:

Visit www.gov.bc.ca/FirePreventionWeek for the full contest rules and how to enter.

SUBMISSION DEADLINE: November 4, 2022

MAILING ADDRESS FOR ENTRIES:

BC Professional Fire Fighters' Burn Fund 3891 Main Street, Vancouver, BC V5V 3P1

EMAIL FOR ENTRIES:

FirePreventionWeek@burnfund.org

Teacher Signature _____

Date _____



The Fire Prevention Week 2022 Contest is hosted by the BC Office of the Fire Commissioner in partnership with the BC Professional Fire Fighters' Burn Fund, Fire Prevention Officers Association of BC, and the First Nations' Emergency Services Society.