



Fire Prevention Week in First Nations' Communities

Dear Preschool/Daycare Provider,

Fire Prevention Week (FPW) 2022 is October 9-16th, and First Nations' Emergency Services Society of British Columbia (FNESS) is excited to provide you with FPW activities for both children and their families. My name is Alisha Juma, and I am the Fire Services Coordinator at FNESS. Helping children and families stay safe from fire is our priority and your help to reach families in your community with critical fire safety information is very much appreciated.

There are 3 parts to your FPW Package: Preschool/Daycare Activities, Family Assignment, and Prizes. All resource materials can be found on our [website](#).

1. Preschool/Daycare Materials

- Resources in your package focus on burn prevention through a simple 'Hot and Not Hot Activity', and information on cooling a burn. These are picture card activities with prompts on the back to support discussions.
- Aligned with the theme of this years' FPW theme, 'Fire Won't Wait, Plan Your Escape.', we have also included an activity that allows you to help children recognize the sound a smoke alarm makes. When they hear that sound, they must know to get out of the home.

2. Family Activity

- Fire safety at home is a family affair! Parents and caregivers play an important role in ensuring their homes and families are safe. For this reason, your package also includes a Family Activity.
- The Activity contains a letter to parents and caregivers, a home escape planning grid, and exit signs to be posted in bedrooms/sleeping areas. We are asking families to plan their way out of their home should a fire break out. By developing a home escape plan and practicing it, all family members should be safe and accounted for outside the home!
- We are also requesting that parents and caregivers make sure their home has working smoke alarms so that there is an early warning should a fire occur.
- Once the Family Activity is completed, families are asked to sign the letter and have their child return it to you at daycare/preschool so they can be entered into a prize draw.

3. Prizes, Prizes, Prizes

- Preschool/Daycare Recognition – Preschool/Daycares participating in Fire Prevention Week activities will be recognized with a framed *Fire Safety Education School Certificate*, presented by FNESS following Fire Prevention Week activities.

- Family Prizes – All families completing and returning their signed Family Activity letter will be entered into a FNESS prize draw. The Office of the Fire Commissioner prize draw entry form is included in your package and will be the responsibility of the family to submit.
- Daycare/Preschool Providers Recognition – Keeping children safe from fire requires a team effort, and we are so glad you are part of the team! FNESS would like to acknowledge your participation by entering you into a draw for prizes that support the purchase of educational materials for the important work you do.

Note: We are in the process of finalizing Family Prizes.

In closing, I want to thank you for helping FNESS to educate children and families in your community about fire safe behaviours. Sadly, fire losses (deaths, injuries, and destruction of property) in First Nation communities, particularly those on remote First Nations communities, far exceed those in comparable off-reserve communities. But together, through education and other fire prevention practices, we can begin to change that.

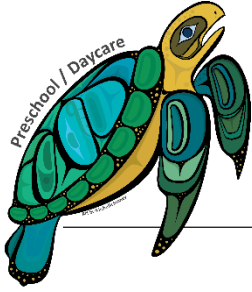
If you have any questions or need support, please don't hesitate to contact me at ajuma@fness.bc.ca. I'm here to help! For more Fire Prevention Week information and resources please visit our website at www.fness.bc.ca.

Sincerely,



Alisha Juma
Fire Services Coordinator
First Nations' Emergency Services Society of British Columbia





Hot Picture - Stove

*Here are some questions to ask the children.
Encourage them to tell you the correct answers.*

Q: Is this HOT or NOT HOT?

A: A stove can get very hot!

Q: Where in your home would you see a stove?

A: In the kitchen.

Q: Should children ever touch the stove?

A: No. A stove is for grown-ups to use to cook food.

Q: How do you know if the stove is on or off?

A: There are different kinds of stoves. Some stoves have flames when they are on. Others look the same when they are on or off. So children must never touch the stove!


Q: What could happen if you touch a hot stove?

A: You could get burned!

Q: If you want to know what is cooking or baking what should you do?

A: Ask a grown-up.





Hot Picture - Birthday Cake

*Here are some questions to ask the children.
Encourage them to tell you the correct answers.*

Q: Is this HOT or NOT HOT?

A: The candles on the cake are very hot!

Q: What could happen if you touch a candle?

A: You could get burned!

Q: What is your job when you get a cake with candles on it?

A: A child's job is to blow out the candles. It is important that they do not get too close! Ask the class to show you how they would blow out the candles. Children with long hair should tie it back when blowing out candles on their birthday cake.


Q: Whose job is it to light the candles?

A: A grown-up should always light the candles on the cake.

Q: What do grown-ups use to light the candles?

A: Matches and/or a lighter.





Hot Picture - Camp Fire

*Here are some questions to ask the children.
Encourage them to tell you the correct answers.*

Q: What kind of special fire is this?

A: It is a camp fire.

Q: Is this HOT or NOT HOT?

A: A camp fire is very hot!

Q: Where would you see a camp fire?

A: When you are camping or having a picnic.

Q: What could happen if you get too close to the camp fire?

A: You could get burned!

Q: What do kids like to cook in the camp fire?

A: Marshmallows and hot dogs. But a grown-up should always be present!

Q: Should you use a long stick or a short stick?

A: Always use a long stick to stay a safe distance from the fire.

Q: What should you do if your marshmallow catches on fire?

A: Take your stick out of the fire and tell a grown-up.


Q: Should you ever dance or play around the camp fire?

A: Never. Children should never play near fire or hot things because they may get burned.

Q: Who takes care of the fire?

A: Grown-ups!





Not Hot Picture - Apple

*Here are some questions to ask the children.
Encourage them to tell you the correct answers.*


Q: Is this HOT or NOT HOT?

A: Not hot. An apple is a snack for children.

Q: Where would you see an apple?

A: On a tree or in the kitchen.





Not Hot Picture - Crayons

*Here are some questions to ask the children.
Encourage them to tell you the correct answers.*


Q: Is this HOT or NOT HOT?

A: Not hot. Crayons are for children to play with.

Q: Where would you see crayons?

A: At school or in a child's room at home.





Not Hot Picture - Bicycle

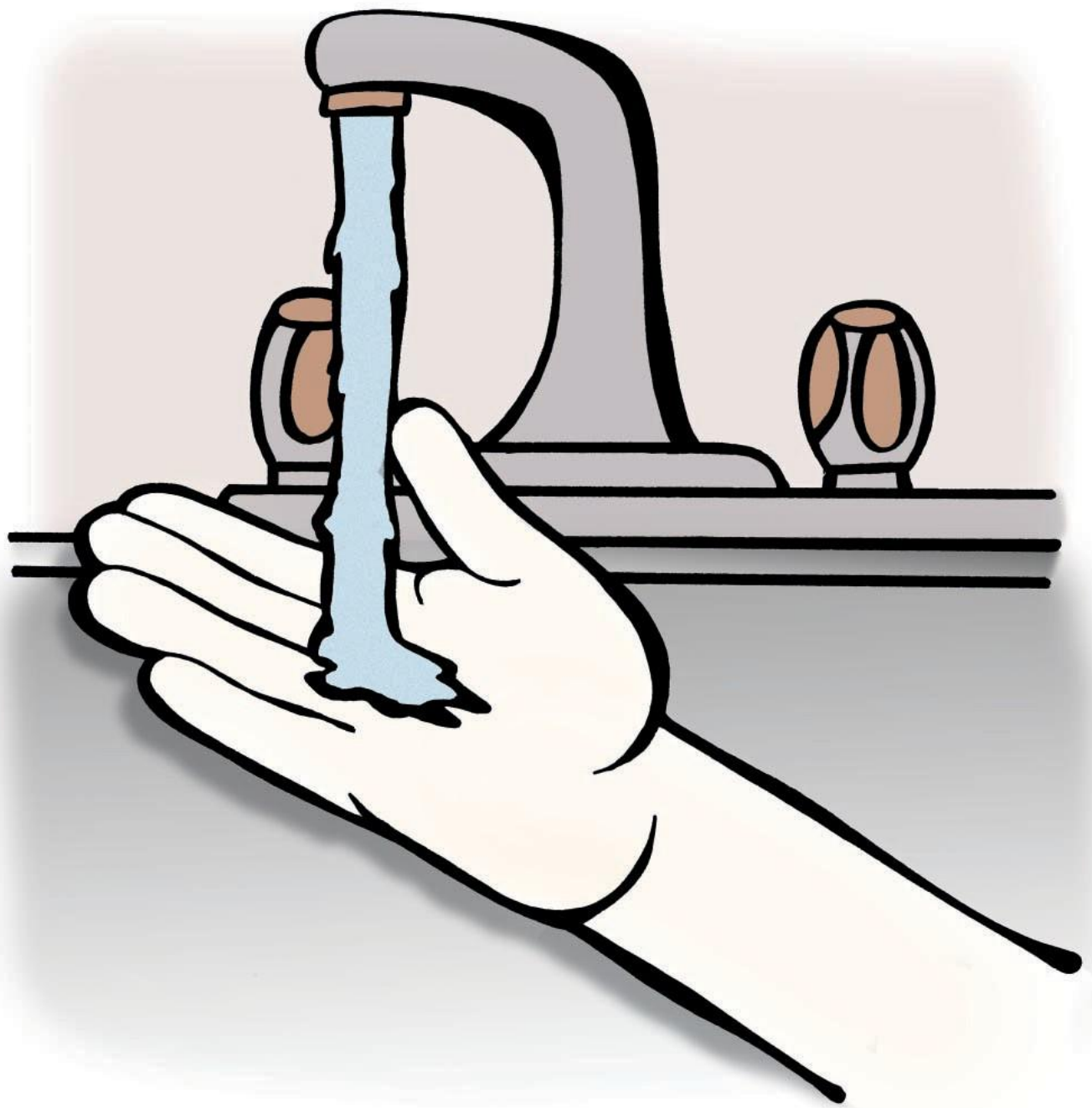
*Here are some questions to ask the children.
Encourage them to tell you the correct answers.*


Q: Is this HOT or NOT HOT?

A: Not hot. A bicycle is for children to play with.

Q: Where would you see a bike at your home?

A: In the garage, in a bike rack, in the yard.





Cool a Burn

*Here are some questions to ask the children.
Encourage them to tell you the correct answers.*

Q: What can you do so you do not get burned?

A: Stay away from things that are hot or can get hot.

Q: Do burns hurt?

A: Yes, burns hurt!

Q: What should you do if you get burned?


A: Cool the burned area by running cool water over it. Never use ice, butter or creams that can make the burn worse.

A: Always tell a grown-up!

Q: How long should you cool a burn?

A: At least 10-15 minutes.





Smoke Alarm

Here are some questions to ask the children. Encourage them to tell you the correct answers.

Q: How many of you know what this is?

Q: Who has one in their home?

Q: What does a smoke alarm do?

A: It warns us of smoke or fire by sounding an alarm.

Q: What should you do if you hear a smoke alarm sound?

A: Get out of the building you are in and stay out.

Q: How do you know if a smoke alarm is working?

A: Push the test button.

Q: Where should you find a smoke alarm in your home?


A: Smoke alarms should be installed in or near every sleeping area and on each level of the home.

Dear Parent/Caregivers,

Keeping your family safe from fire is our top priority. And to do this we need your help! By completing the family assignment below, your family will be better prepared to quickly and safely leave the home in the event of fire. Once the assignment has been completed and returned to your child's school, your family will be entered in a draw for some great prizes!

Thank you so much for taking the time to complete this assignment. We hope you never have a fire in your home, but if it does happen, your family is now prepared to survive!

Instructions:

1. Develop a home escape plan for your family using the grid provided.
2. Complete the Home Escape Plan Checklist. 
3. Have ***all members of your family*** sign the bottom of this form.
4. Return this form to the school to enter your family in the Fire Prevention Week prize draw.

HOME ESCAPE PLAN CHECKLIST

- ☐ Our family has completed our Home Escape Plan and posted it.
- ☐ Our family has practised our Home Escape Plan.
- ☐ Our home has working smoke alarms on each level and in every sleeping area.
- ☐ Everyone in our home knows how to call 9-1-1 or your emergency number after safely getting out of the house.
- ☐ We have posted our "Exit 1/Exit 2" signs in bedrooms.
- ☐ Our family has promised to help our elders create a home escape plan, practise the plan, and check for working smoke alarms.

School Name: _____

Teacher's Name: _____

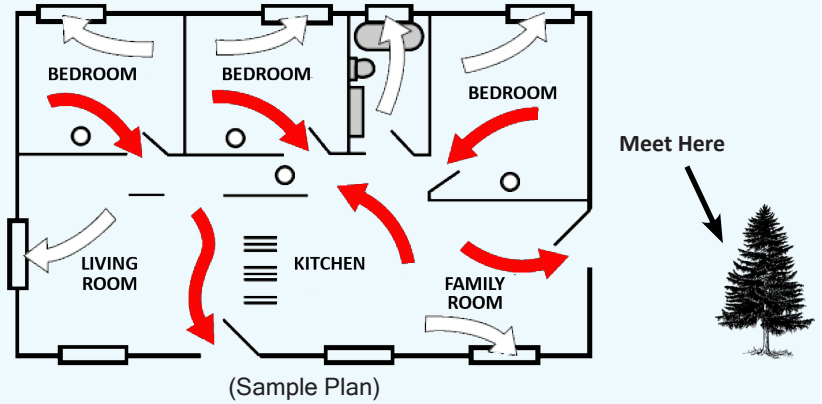
Family Name: _____

Family Signatures: _____

Home Escape Plan



Instructions:

1. Draw a plan of your home.
2. Show two ways out of each room.
3. Show locations of working smoke alarms.
4. Plan a meeting spot.
5. Practice.

This image shows a full page of blank graph paper. The grid consists of small, equal-sized squares formed by thin, dark gray lines. There are 20 columns and 20 rows of squares, creating a total of 400 square units. The margins are consistent on all sides, and there are no markings, text, or drawings on the paper.

KNOW YOUR WAY OUT

Cut out these two signs and use them to mark two exits in your child's room.



Fire Prevention Week 2022: Contest Entry Form

Student Name: _____ Address: _____
City/town: _____ Postal code: _____ Phone: _____
School Address: _____ Indigenous school Grade: _____
Name of teacher: _____
Your local Fire Department: _____ Skill testing question: Test your smoke alarms _____ a month.

HERE'S WHAT YOU NEED TO DO TO ENTER:

Complete your home escape plan and talk to the people you live with about what you've learned. Submit the completed entry form to the BC Professional Fire Fighters' Burn Fund by November 4, 2022.

CONTEST RULES:

Visit www.gov.bc.ca/FirePreventionWeek for the full contest rules and how to enter.

SUBMISSION DEADLINE: November 4, 2022

MAILING ADDRESS FOR ENTRIES:

BC Professional Fire Fighters' Burn Fund 3891 Main Street, Vancouver, BC V5V 3P1

EMAIL FOR ENTRIES:

FirePreventionWeek@burnfund.org

Teacher Signature

Date



The Fire Prevention Week 2022 Contest is hosted by the BC Office of the Fire Commissioner in partnership with the BC Professional Fire Fighters' Burn Fund, Fire Prevention Officers Association of BC, and the First Nations' Emergency Services Society.

Fire Prevention Week 2022: Contest Entry Form

Student Name: _____ Address: _____
City/town: _____ Postal code: _____ Phone: _____
School Address: _____ Indigenous school Grade: _____
Name of teacher: _____
Your local Fire Department: _____ Skill testing question: Test your smoke alarms _____ a month.

HERE'S WHAT YOU NEED TO DO TO ENTER:

Complete your home escape plan and talk to the people you live with about what you've learned. Submit the completed entry form to the BC Professional Fire Fighters' Burn Fund by November 4, 2022.

CONTEST RULES:

Visit www.gov.bc.ca/FirePreventionWeek for the full contest rules and how to enter.

SUBMISSION DEADLINE: November 4, 2022

MAILING ADDRESS FOR ENTRIES:

BC Professional Fire Fighters' Burn Fund 3891 Main Street, Vancouver, BC V5V 3P1

EMAIL FOR ENTRIES:

FirePreventionWeek@burnfund.org

Teacher Signature

Date



The Fire Prevention Week 2022 Contest is hosted by the BC Office of the Fire Commissioner in partnership with the BC Professional Fire Fighters' Burn Fund, Fire Prevention Officers Association of BC, and the First Nations' Emergency Services Society.

