



## HOT PICTURE - STOVE

*Here are some questions to ask the children.  
Encourage them to tell you the correct answers.*

---

**Q1: Is this HOT or NOT HOT?**

**A1:** *A stove can get very hot!*

**Q2: Where in your home would you see a stove?**

**A2:** *In the kitchen.*

**Q3: Should children ever touch the stove?**

**A3:** *No. A stove is for grown-ups to use to cook food.*

**Q4: How do you know if the stove is on or off?**

**A4:** *There are different kinds of stoves. Some stoves have flames when they are on. Others look the same when they are on or off. So children must never touch the stove!*

**Q5: What could happen if you touch a hot stove?**

**A5:** *You could get burned!*

**Q6: If you want to know what is cooking or baking what should you do?**

**A6:** *Ask a grown-up.*





## **HOT PICTURE - BIRTHDAY CAKE**

*Here are some questions to ask the children.  
Encourage them to tell you the correct answers.*

---

**Q1: Is this HOT or NOT HOT?**

**A1:** *The candles on the cake are very hot!*

**Q2: What could happen if you touch a candle?**

**A2:** *You could get burned!*

**Q3: What is your job when you get a cake with candles on it?**

**A3:** *A child's job is to blow out the candles. It is important that they do not get too close! Ask the class to show you how they would blow out the candles. Children with long hair should tie it back when blowing out candles on their birthday cake.*

**Q4: Whose job is it to light the candles?**

**A4:** *A grown-up should always light the candles on the cake.*

**Q5: What do grown-ups use to light the candles?**

**A5:** *Matches and/or a lighter.*





## HOT PICTURE - CAMPFIRE

*Here are some questions to ask the children.  
Encourage them to tell you the correct answers.*

---

**Q1: What kind of special fire is this?**

**A1:** *It is a campfire.*

**Q2: Is this HOT or NOT HOT?**

**A2:** *A campfire is very hot!*

**Q3: Where would you see a campfire?**

**A3:** *When you are camping or having a picnic.*

**Q4: What could happen if you get too close to the campfire?**

**A4:** *You could get burned!*

**Q5: What do kids like to cook on a campfire?**

**A5:** *Marshmallows and hot dogs. But a grown-up should always be present!*

**Q6: Should you use a long stick or a short stick?**

**A6:** *Always use a long stick to stay a safe distance from the fire.*

**Q7: What should you do if your marshmallow catches fire?**

**A7:** *Take your stick out of the fire and tell a grown-up.*

**Q8: Should you ever dance or play around the campfire?**

**A8:** *Never. Children should never play near fire or hot things because they may get burned.*

**Q9: Who takes care of the fire?**

**A9:** *Grown-ups!*





## **HOT PICTURE - HOT WATER BATH**

*Here are some questions to ask the children.  
Encourage them to tell you the correct answers.*

---

**Q1: Is this HOT or NOT HOT?**

**A1:** *Hot, it's a bathtub with hot water.*

**Q2: Do you like to take nice warm baths?**

**A2:** *Yes.*

**Q3: Why does the water look hot?**

**A3:** *There is steam rising from the water?*

**Q4: Should you go into the water when there is steam rising?**

**A4:** *No.*

**Q5: Should you touch the water when there is steam rising?**

**A5:** *No.*

**Q6: Who should touch the water to make sure it's not too hot for you?**

**A6:** *A grown-up should always touch the water before kids go into the bathtub.*

**Q7: What can a grown-up do if the water is too hot?**

**A7:** *Add more cold water.*







## **HOT PICTURE - HOT COFFEE OR TEA**

*Here are some questions to ask the children.  
Encourage them to tell you the correct answers.*

---

**Q1: Is this HOT or NOT HOT?**

**A1:** *Hot, it's a cup of tea.*

**Q2: Who likes to drink coffee or tea?**

**A2:** *Grown-ups.*

**Q3: Why does the coffee or tea look hot?**

**A3:** *There is steam rising from the cup?*

**Q4: Is it okay for grown-ups to drink coffee or tea when there is steam rising?**

**A4:** *Yes, it is.*

**Q5: Should you ever touch a cup of hot coffee or tea?**


**A5:** *No, you could get burned.*

**Q6: Where should grownups put their hot cup of coffee or tea?**

**A6:** *Away from kids so kids can't reach it.*

**Q7: Where could that be?**

**A7:** *In the middle of the table or counter away from kids.*





## HOT PICTURE - HOT SOUP

*Here are some questions to ask the children.  
Encourage them to tell you the correct answers.*

---

**Q1: Is this HOT or NOT HOT**

**A1:** *Hot, it's a bowl of hot soup.*

**Q2: Do you like warm bowls of soup?**

**A2:** Yes.

**Q3: Why does the soup look hot?**

**A3:** *There is steam rising from the water?*

**Q4: Should you eat the soup when there is steam rising?**

**A4:** No.

**Q5: Should you carry the bowl of soup?**


**A5:** *No, you could spill it.*

**Q6: Who should check the soup to make sure it's not too hot for you?**

**A6:** *A grown-up should always check the soup before kids eat it.*

**Q7: What can a grown-up do if the soup is too hot?**

**A7:** *Put ice cubes in it, or wait until its cooled down.*





## NOT HOT PICTURE - FLOWER

*Here are some questions to ask the children.  
Encourage them to tell you the correct answers.*

---

**Q1: Is this HOT or NOT HOT**

**A1:** *Not hot. A flower is something that is pretty and smells nice.*

**Q2: Where would you see a flower?**

**A2:** *In a garden or in as a bunch in a vase.*





## NOT HOT PICTURE - ICE CREAM

*Here are some questions to ask the children.  
Encourage them to tell you the correct answers.*

---


**Q1: Is this HOT or NOT HOT**


**A1:** *Not hot. It's an ice-cream cone.*

**Q2: Who likes ice-cream cones**

**A2:** *Everyone.*







## NOT HOT PICTURE - IPAD

*Here are some questions to ask the children.  
Encourage them to tell you the correct answers.*


---

**Q1: Is this HOT or NOT HOT**

**A1:** *Not hot. It's a tablet or an iPad.*

**Q2: Who would have an iPad?**

**A2:** *Grown-ups, teachers, or yourself.*





## NOT HOT PICTURE - APPLE

*Here are some questions to ask the children.  
Encourage them to tell you the correct answers.*

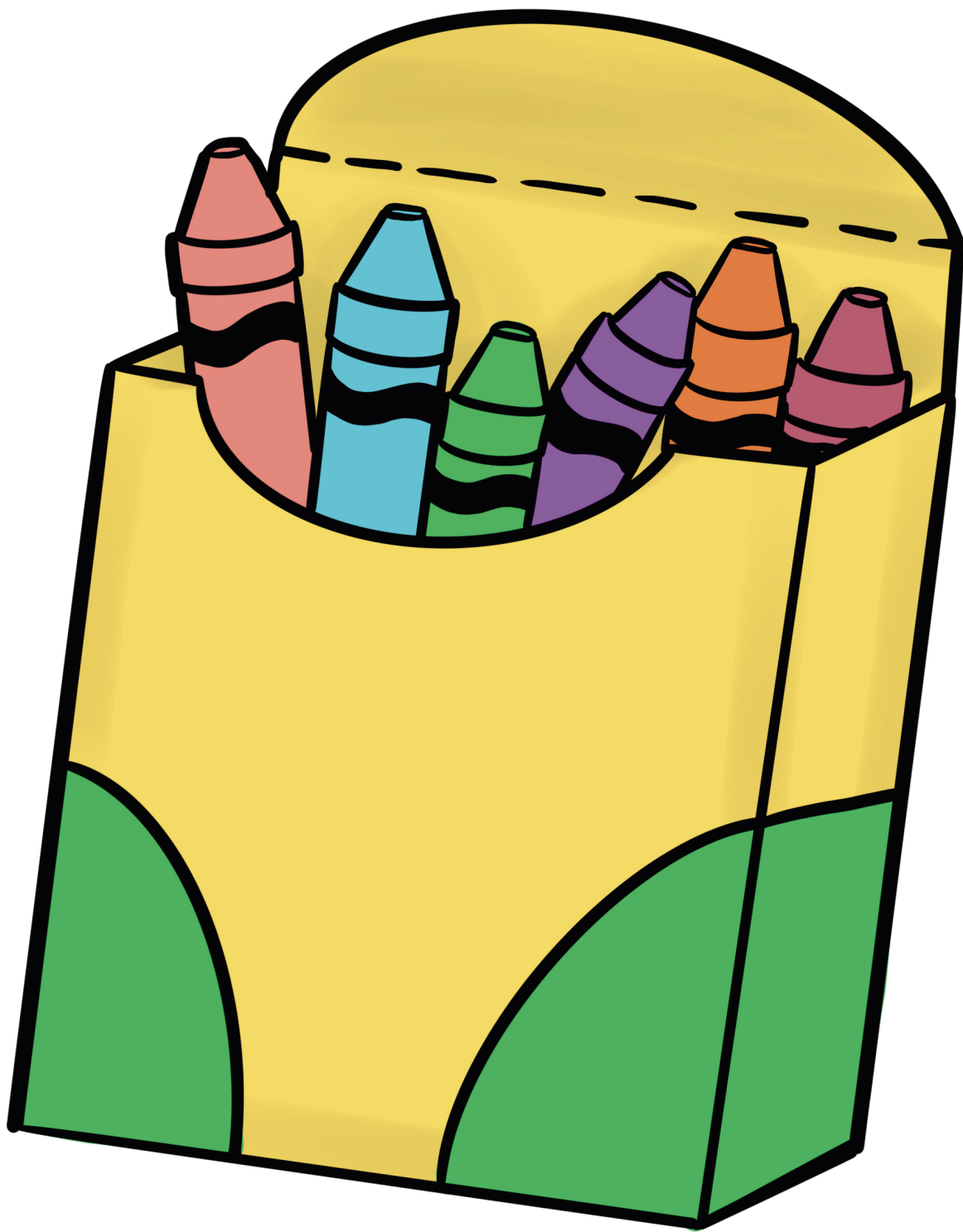
---

**Q1: Is this HOT or NOT HOT?**

**A1:** *Not hot. An apple is a snack for children.*

**Q2: Where would you see an apple?**

**A2:** *On a tree or in the kitchen.*





## NOT HOT PICTURE - CRAYONS

*Here are some questions to ask the children.  
Encourage them to tell you the correct answers.*

---

**Q1: Is this HOT or NOT HOT?**

**A1:** *Not hot. Crayons are for children to play with.*

**Q2: Where would you see crayons?**

**A2:** *At school or in a child's room at home.*





## **NOT HOT PICTURE - BICYCLE**

*Here are some questions to ask the children.  
Encourage them to tell you the correct answers.*

---

**Q1: Is this HOT or NOT HOT?**

**A1:** *Not hot. A bicycle is for children to play with.*

**Q2: Where would you see a bike at your home?**

**A2:** *In the garage, in a bike rack, in the yard.*

**Q3: Why is it important to wear a helmet when you are riding your bike?**

**A3:** *A helmet will keep your brain safe.*

**Q4: Should grown-ups wear a helmet when riding their bike.**

**A4:** *Everyone should wear a helmet to keep their brain safe.*







## COOL A BURN

*Here are some questions to ask the children.  
Encourage them to tell you the correct answers.*

**Q1: What can you do so you do not get burned?**

**A1:** *Stay away from things that are hot or can get hot.*

**Q2: Do burns hurt?**

**A2:** *Yes, burns hurt!*

**Q3: What should you do if you get burned?**

**A3:** *Cool the burned area by running cool water over it. Never use ice, butter or creams that can make the burn worse. AND always tell a grown-up!*

**Q4: How long should you cool a burn?**

**A4:** *At least 10-15 minutes.*





## **SMOKE ALARM**

*Here are some questions to ask the children.  
Encourage them to tell you the correct answers.*

---

**Q1: How many of you know what this is?**

**Q2: Who has one in their home?**

**Q3: What does a smoke alarm do?**

**A3:** *It warns us of smoke or fire by sounding an alarm.*

**Q4: What should you do if you hear a smoke alarm sound?**

**A4:** *Get out of the building you are in and stay out.*

**Q5: How do you know if a smoke alarm is working?**

**A5:** *Push the test button.*

**Q6: Where should you find a smoke alarm in your home?**

**A6:** *Smoke alarms should be installed in or near every sleeping area and on each level of the home.*